



Цвят: ■ светло сив

Electrical data

Ratings per IEC/EN

Nominal voltage (III/3)	800 V
Rated current	25 A

Ex information

Rated current (Ex e II)	20 A
-------------------------	------

Physical data

Width	19,1 mm / 0.752 inch
Height	4,1 mm / 0.161 inch
Depth	19 mm / 0.748 inch
Jumper assignment	1 to 4

Material data

Note (material data)	Information on material data can be found here
Color	светло сив
Fire load	0.011 MJ
Weight	1.4 g

Commercial data

Product Group	22 (TOPJOB S)
eCl@ss 10.0	27-14-11-40
eCl@ss 9.0	27-14-11-40
ETIM 7.0	EC000489
ETIM 6.0	EC000489
PU (SPU)	25 Stück
Packaging type	Bag
Country of origin VKOrg Germany	DE
GTIN	4055143690997
Customs tariff number VKOrg Germany	85366990990

Изтегляния

Documentation

Additional Information

Technical Section	pdf 2142.18 KB	↓
-------------------	-------------------	-------------------

Bid Text

2002-434	19.02.2019	xml 2.52 KB	↓
2002-434	27.04.2017	doc 24.00 KB	↓

CAD/CAE-Data

CAD data


2D/3D Models 2002-434	↓
--------------------------	-------------------

CAE data


EPLAN Data Portal 2002-434	↓
WSCAD Universe 2002-434	↓
ZUKEN Portal 2002-434	↓

Бележки за инсталиране

Commoning



Insert push-in type jumper bar and push down until it hits backstop..




Removing a push-in type jumper bar: Insert the operating tool between the jumper and partition wall of the dual jumper slots, then lift up the jumper. Place the operating tool in the center of jumpers for up to five contacts (see above), or alternately on both sides for jumpers with more than five contacts.

Commoning



Custom jumpers are created by breaking and removing jumper contacts (2000, 2001, 2002, 2004 Series).




Marking with a felt-tip pen.


Commoning




Stepping down via push-in type jumper bar.



Stepping down via push-in type jumper bar:
Commoning via closed terminal side with end plate allows jumpering over two cross-section sizes, e.g., from 16 mm² (6 AWG) to 6 mm² (10 AWG) or from 6 mm² (10 AWG) to 2.5 mm² (14 AWG) (see illustration above).



Stepping down via push-in type jumper bar:
Commoning via open terminal side with end plate allows jumpering over two cross-section sizes for 16 mm² (6 AWG) and 10 mm² (8 AWG) and one cross-section size for 6/4/2.5 mm² (10/12/14 AWG). An example: from 16 mm² (6 AWG) to 6 mm² (10 AWG) (see illustration above) or from 10 mm² (8 AWG) to 4 mm² (12 AWG).



Note:
The total current of the outgoing circuits must not exceed the nominal current of the step-down jumper/push-in type jumper bar.