

ARELUX S.R.L.
Alexei Tolstoi street no. 12,
600093 Bacau, ROMANIA



xground

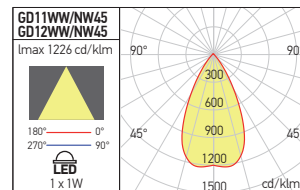
GD11/12WW/NW45, GD13/14WW/NW45, GD15/16WW/NW36,
GD17/18WW/NW40, GD19/20WW/NW36, GD21WW/NW3, GD23WW/NW15-60

General information / Informații generale / Informazioni generali



Code	Finishing	Power	Input voltage	LED flux	System flux	CCT	⌀ (LxWxH)	Weight
GD11WW45	SS	1W	.. V DC	140 lm	8 lm	3000K	⌀25 mm	0,07 kg
GD11NW45	SS	1W	24V DC	155 lm	83 lm	4000K	⌀25 mm	0,07 kg
GD12WW45	SS	1W	24V DC	140 lm	78 lm	3000K	⌀25 mm	0,08 kg
GD12NW45	SS	1W	24V DC	155 lm	83 lm	4000K	⌀25 mm	0,08 kg

LED type	POWER LED	GD11		GD12		GD112MS	
Driver:	Excluded						
CRI:	80						
Optics:	45°						
Working ambient temperature:	-20 ÷ +70 °C						

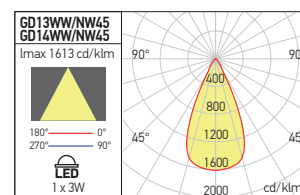


RECOMMENDED CV DRIVERS
 AT24 IP67 SERIE



Code	Finishing	Power	Input voltage	LED flux	System flux	CCT	⌀ (LxWxH)	Weight
GD13WW45	SS	3W	24V DC	210 lm	123 lm	3000K	⌀38 mm	0,21 kg
GD13NW45	SS	3W	24V DC	240 lm	131 lm	4000K	⌀38 mm	0,21 kg
GD14WW45	SS	3W	24V DC	210 lm	123 lm	3000K	⌀38 mm	0,22 kg
GD14NW45	SS	3W	24V DC	240 lm	131 lm	4000K	⌀38 mm	0,22 kg

LED type	POWER LED	GD13		GD14		GD134MS	
Driver:	Excluded						
CRI:	80						
Optics:	45°						
Working ambient temperature:	-20 ÷ +70 °C						

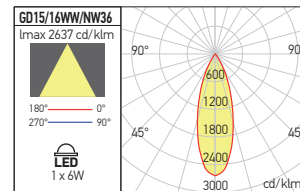


RECOMMENDED CV DRIVERS
 AT24 IP67 SERIE



Code	Finishing	Power	Input voltage	LED flux	System flux	CCT	⌀ (LxWxH)	Weight
GD15WW36	SS	6W	24V DC	780 lm	476 lm	3000K	⌀112 mm	0,45 kg
GD15NW36	SS	6W	24V DC	840 lm	508 lm	4000K	⌀112 mm	0,45 kg
GD16WW36	SS	6W	24V DC	780 lm	476 lm	3000K	⌀112 mm	0,45 kg
GD16NW36	SS	6W	24V DC	840 lm	508 lm	4000K	⌀112 mm	0,45 kg

LED type	COB	GD15		GD16		GD156MS	
Driver:	Excluded						
CRI:	80						
Optics:	36°						
Working ambient temperature:	-20 ÷ +70 °C						

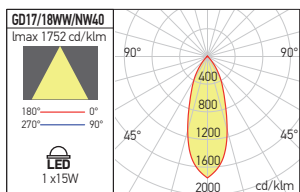


RECOMMENDED CV DRIVERS
 AT24 IP67 SERIE



Code	Finishing	Power	Input voltage	LED flux	System flux	CCT	⌀ (LxWxH)	Weight
GD17WW40	SS	15W	100-245V AC	1680 lm	1339 lm	3000K	⌀102 mm	0,96 kg
GD17NW40	SS	15W	100-245V AC	1830 lm	1458 lm	4000K	⌀102 mm	0,96 kg
GD18WW40	SS	15W	100-245V AC	1680 lm	1339 lm	3000K	⌀102 mm	0,96 kg
GD18NW40	SS	15W	100-245V AC	1830 lm	1458 lm	4000K	⌀102 mm	0,96 kg

LED type	COB	GD17		GD18		GD178MS	
Driver:	Included						
CRI:	80						
Optics:	40°						
Working ambient temperature:	-20 ÷ +70 °C						



RECOMMENDED CV DRIVERS
 AT24 IP67 SERIE



ARELUX S.R.L.
Alexei Tolstoi street no. 12,
600093 Bacau, ROMANIA

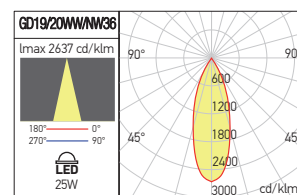
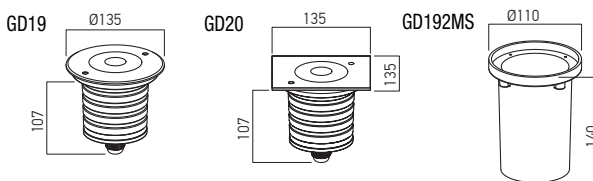


xground

GD11/12WW/NW45, GD13/14WW/NW45, GD15/16WW/NW36,
GD17/18WW/NW40, GD19/20WW/NW36, GD21WW/NW3, GD23WW/NW15-60

Code	Finishing	Power	Input voltage	LED flux	System flux	CCT.	Φ (LxWH)	Weight
GD19WW36	SS	25W	90-265V AC	2810lm	2183lm	3000K	Ø110 mm	1,74 kg
GD19NW36	SS	25W	90-265V AC	3080lm	2381lm	4000K	Ø110 mm	1,74 kg
GD20WW36	SS	25W	90-265V AC	2810lm	2183lm	3000K	Ø110 mm	1,74 kg
GD20NW36	SS	25W	90-265V AC	3080lm	2381lm	4000K	Ø110 mm	1,74 kg

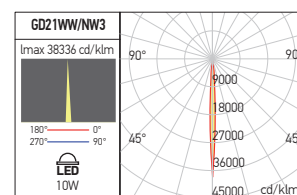
LED type: COB
 Driver: Included
 CRI: 80
 Optics: 36°
 Working ambient temperature: -20 ÷ +70 °C



Code: GD192LN23
 Optics: 23°

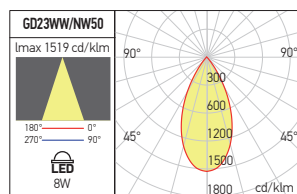
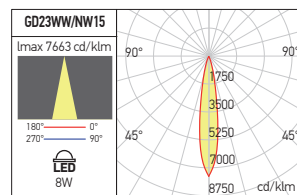
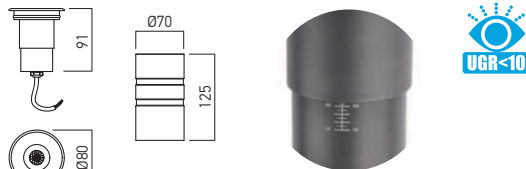
Code	Finishing	Power	Input voltage	LED flux	System flux	CCT.	Φ (LxWH)	Weight
GD21WW3	SS	10W	100-265V AC	860lm	611lm	3000K	Ø68 mm	0,54 kg
GD21NW3	SS	10W	100-265V AC	898lm	637lm	4000K	Ø68 mm	0,54 kg

LED type: HIGH POWER LED
 Driver: Included
 CRI: 80
 Optics: 3°
 Working ambient temperature: -20 ÷ +70 °C



Code	Finishing	Power	Input voltage	LED flux	System flux	CCT.	Φ (LxWH)	Weight
GD23WW15-50	SS	8W	12/24V DC	676lm	191-554lm	3000K	Ø70 mm	0,80 kg
GD23NW15-50	SS	8W	12/24V DC	720lm	232-594lm	4000K	Ø70 mm	0,80 kg

LED type: HIGH POWER LED
 Driver: Included
 CRI: 80
 Optics: 3°
 Working ambient temperature: -20 ÷ +70 °C



RECOMMENDED CV DRIVERS
 AT24 IP67 SERIE



OPTIC REGULATION SYSTEM, FROM 15° TO 50°

EN

Ground recessed light fittings, pedestrian or vehicles circulation areas, equipped with power LEDs or COB LEDs. Available different variants of dispersion angles, from very narrow to large and also a version with adjustable angle of dispersion.

Body of extruded anodized and passivated aluminum, frame of AISI 316 stainless steel. Delivered sealed with silicone gaskets. Stainless steel external screws, for the fixtures with frame and housing fixed to the recessed box. Recessed box of aluminum or plastic with high mechanical and thermal resistance.

For each light fitting it is specified if the driver included or it must be ordered separately. Power supply cable covered by rubber, 3x0,75 mm², with 1m length. PG7 cable gland in stainless steel.

Range of applications

Exterior decorative lighting, building facades, parks, public or private gardens. Marking of pedestrian or auto circulation areas.

RO

Corpuri de iluminat încastrate în pardoseală, pentru zone pietonale sau cu circulație auto, echipate LED-uri de putere sau LED-uri COB. Sunt disponibile variante cu unghiuri de dispersie diferite de la foarte îngust la larg și de asemenea o versiune cu unghiul de dispersie ajustabil.

Corp din aluminiu pasivat, extrudat și anodizat, rama din inox AISI 316. Livrate capsulate, cu garnituri de etanșare din silicon. Șuruburile de fixare din inox, pentru corpurile care au rama și carcasa fixate de doza de încastare cu șuruburi. Doze de încastare din aluminiu sau din material plastic cu înaltă rezistență termică și mecanică.

Pentru fiecare corp de iluminat din familie se specifică dacă are alimentatorul inclus sau acesta trebuie comandat separat. Cablu de alimentare în manta de cauciuc, 3x0,75 mm², cu lungimea de 1m. Presetupă PG7 din oțel inox.

Aplicații

Iluminatul decorativ de exterior, fațade ale clădirilor, parcuri, grădini publice și private. Marcarea zonelor de circulație pietonală sau auto.

IT

Apparecchi da incasso a filo terreno, per aree pedonali o di movimentazione auto, equipaggiati con LED di potenza o LED COB. Sono disponibili varianti con diversi angoli di dispersione da molto stretto a largo e anche una versione con angolo di dispersione regolabile.

Corpo in alluminio passivato, estruso e anodizzato, telaio in acciaio inossidabile AISI 316. Consegnati sigillati, con guarnizioni in gomma siliconica. Viti in acciaio inossidabile per apparecchi con cornice e corpo fissati in contracassa con viti. Controcasse per incasso in alluminio o termoplastica ad alta resistenza meccanica e termica.

Per ogni apparecchio della famiglia è specificato se ha l'alimentatore incluso o se deve essere ordinato separatamente. Cavo di alimentazione rivestito in gomma, 3x0,75 mm², lunghezza di 1m. Passacavo PG7 in acciaio inossidabile.

Campi di applicazione

Illuminazione decorativa esterna di facciate di edifici, parchi, giardini pubblici e privati. Marcatura di aree a traffico pedonale o veicolare.

ErP and ecodesign data / Date ErP și ecodesig / Dati Erp ed ecodesign

	GD11/12WW45	GD11/12NW45	GD13/14WW45	GD13/14NW45	GD15/16WW36	GD15/16NW36	GD17/18WW40	GD17/18NW40
Lighting technology used:	LED	LED	LED	LED	LED	LED	LED	LED
Directional or non-directional:	DLS	DLS	DLS	DLS	DLS	DLS	DLS	DLS
Mains or non-mains:	NMLS	NMLS	NMLS	NMLS	NMLS	NMLS	NMLS	NMLS
CLS:	No	No	No	No	No	No	No	No
Color tunable light source:	No	No	No	No	No	No	No	No
Anti-glare shield:	No	No	No	No	No	No	No	No
Dimmable:	No	No	No	No	No	No	No	No
Energy consumption (kWh/1000h):	1 kWh/1000h	1 kWh/1000h	3 kWh/1000h	3 kWh/1000h	6 kWh/1000h	6 kWh/1000h	15 kWh/1000h	15 kWh/1000h
Energy efficiency class:	F	F	G	G	E	E	F	F
Useful luminous flux (Øuse) (lm):	87 lm	92 lm	176 lm	187 lm	683 lm	727 lm	1385 lm	1413 lm
Correlated color temperature (K):	3000K	4000K	3000K	4000K	3000K	4000K	3000K	4000K
On-mode power (Pon) (W):	1W	1W	3,11W	3,15W	6,38W	6,43W	14,45W	14,04W
Standby power (Psb):	-	-	-	-	-	-	≤0,5	≤0,5
Networked standby power (Pnet) (W):	-	-	-	-	-	-	-	-
Outer dimensions (HxWxL, HxØ) (mm):	46x28 (mm)	46x28 (mm)	53x40 (mm)	53x40 (mm)	64x65 (mm)	64x65 (mm)	64x65 (mm)	64x65 (mm)
CRI:	80	80	83	83	85	85	83	83
Chromaticity coordinates (x and y):	x=0.4321; y=0.4035	x=0.3934; y=0.3911	x=0.4321; y=0.4035	x=0.3934; y=0.3911	x=0.4321; y=0.4035	x=0.3934; y=0.3911	x=0.4321; y=0.4035	x=0.3934; y=0.3911
Peak luminous intensity (cd):	98	104	198	211	1258	1339	2347	2394
Beam angle in degrees:	45°	45°	45°	45°	36°	36°	40°	40°
R9 color rendering index:	10	10	10	10	10	10	10	10
Survival factor:	90%	90%	90%	90%	90%	90%	90%	90%
Lumen maintenance factor:	95,81%	95,81%	95,81%	95,81%	95,81%	95,81%	95,81%	95,81%
Displacement factor (cosφ1) McAdam ellipses:	5	5	5	5	2	2	6	6
Flicker metric (Pst LM):	≤1	≤1	≤1	≤1	≤1	≤1	≤1	≤1
Stroboscopic effect metric (SVM):	≤0.4	≤0.4	≤0.4	≤0.4	≤0.4	≤0.4	≤0.4	≤0.4
Ponmax:	2,71W	2,76W	3,71W	3,83W	9,43W	9,92W	17,34W	17,66W
	GD19/20WW36	GD19/20NW36	GD21WW3	GD21NW3	GD23WW15-50	GD23NW15-50		
Lighting technology used:	LED	LED	LED	LED	LED	LED		
Directional or non-directional:	DLS	DLS	DLS	DLS	DLS	DLS		
Mains or non-mains:	NMLS	NMLS	NMLS	NMLS	NMLS	NMLS		
CLS:	No	No	No	No	No	No		
Color tunable light source:	No	No	No	No	No	No		
Anti-glare shield:	No	No	No	No	No	No		
Dimmable:	No	No	No	No	No	No		
Energy consumption (kWh/1000h):	25 kWh/1000h	25 kWh/1000h	10 kWh/1000h	10 kWh/1000h	8 kWh/1000h	8 kWh/1000h		
Energy efficiency class:	F	F	G	G	F	F		
Useful luminous flux (Øuse) (lm):	2012 lm	2070 lm	683 lm	707 lm	616 lm	660 lm		
Correlated color temperature (K):	3000K	4000K	3000K	4000K	3000K	4000K		
On-mode power (Pon) (W):	23,35W	24,38W	9,23W	9,92W	7,81W	7,87W		
Standby power (Psb):	≤0,5	≤0,5	≤0,5	≤0,5	-	-		
Networked standby power (Pnet) (W):	-	-	-	-	-	-		
Outer dimensions (HxWxL, HxØ) (mm):	107x135 (mm)	107x135 (mm)	75x64 (mm)	75x64 (mm)	91x80 (mm)	91x80 (mm)		
CRI:	83	83	84	84	83	83		
Chromaticity coordinates (x and y):	x=0.4321; y=0.4035	x=0.3934; y=0.3911	x=0.4321; y=0.4035	x=0.3934; y=0.3911	x=0.4321; y=0.4035	x=0.3934; y=0.3911		
Peak luminous intensity (cd):	5775	5941	23423	24246	1471	1576		
Beam angle in degrees:	36°	36°	3°	3°	10°-50°	10°-50°		
R9 color rendering index:	10	10	10	10	10	10		
Survival factor:	90%	90%	90%	90%	90%	90%		
Lumen maintenance factor:	95,81%	95,81%	95,81%	95,81%	95,81%	95,81%		
Displacement factor (cosφ1) McAdam ellipses:	6	6	5	5	5	5		
Flicker metric (Pst LM):	≤1	≤1	≤1	≤1	≤1	≤1		
Stroboscopic effect metric (SVM):	≤0.4	≤0.4	≤0.4	≤0.4	≤0.4	≤0.4		
Ponmax:	24,41W	25,06W	9,43W	9,70W	8,67W	9,17W		

STANDARDS

EN 60598-1:2015 + A1:2018, EN 60598-2-13:2006 + A1:2012, EN 62493:2015, EN 62471:2008, EN 62031:2008 + A1:2013 + A2:2015, EN 60529:1992 + A2:2013, EN 55015:2019 + A11:2020 + A1:2015, EN 61000-3-2:2019, EN 61000-3-3:2013 + A1:2019, EN 61547:2009



**Doar pentru GD17/18,
GD19/20, GD21**