



**Module Clio G2**

- Fits well in slim ceiling luminaires
- Easy and flexible installation
- Shadow free, homogeneous light diffusion
- Integrated driver
- Including magnets and connection box
- Daylight and motion sensor accessory available

## Specifications

Item Code	Item Description	Equivalent to (W)	Power (W)	Lumen	Efficacy (lm/W)	CCT (K)	Weight (kg/pc)
<b>Dimmable (Triac)</b>							
140066204	LED E C module 22W DIM 2700K Clio CT	CFL TC-DD/PL-Q 28W	22	2300	105	2700	0.24

## Packaging Information


Item			Box			
Item Code	Item Description	EU HS Code	Dimensions (mm) (LxWxH)	Gross Weight (kg)	EAN	pc/box
140066204	LED E C module 22W DIM 2700K Clio CT	94054239	230x31x230	0.35	6945730415066	1
821017001200	LEDsmart-BLE-Relay-250W-DIM	94059200	90x40x30	0.08	6941408898469	1
821017003600	LEDsmart-BLE2-Relay-250W-DIM	94059200	90x40x30	0.09	6931783007594	1

Technical Specifications	
Lifetime (L70)	30,000 h
Lifetime (L80)	20,000 h
On-/Off-cycles	100,000
Dimmability	Triac
Beam angle	150°
Colour rendering index (CRI)	≥ 80
Degree of protection (IP)	IP20
Protection class	II
With control gear	Yes

Electrical Supply	
Frequency	50/60 Hz
Nominal voltage	220-240 V
DC input voltage	No
230V Cable length	0.3 m


Ambient Conditions	
Operating temperature	-20-+40°C
Application temperature	+25°C
Storage environment	-25-+50°C






OPPLE Lighting  
140066204

A	
B	
C	
D	
E	
F	
G	



**F**

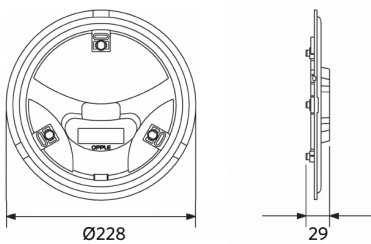
**22**  
kWh/1000h



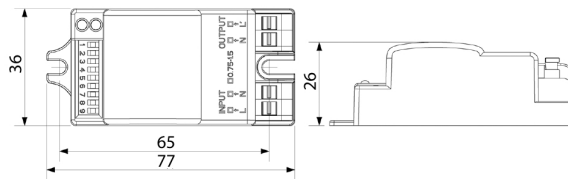
2019/2015

## Dimensional Drawing (mm)

LED E C module 22W



LED E C module  
Module sensor CT



## Photometric Data

