



**Filament**

- Classic light bulb shape ensures an easy replacement
- Instant 100% light when switched on and no startup time
- No UV / IR radiance so there is less risk of damage



**Specifications**

Item Code	Item Description	Equivalent to (W)	Power (W)	Lumen	Efficacy (lm/W)	CCT (K)	Weight (kg/pc)
500010001900	LED-E-A60-FILA-E27-4.5W-DIM-2700K-FR	GLS 40W	4.5	470	104	2700	0.03

**Packaging Information**


Item			Box			
Item Code	Item Description	EU HS Code	Dimensions (mm) (LxWxH)	Gross Weight (kg)	EAN	pc/box
500010001900	LED-E-A60-FILA-E27-4.5W-DIM-2700K-FR	85395200	128x68x68	0.08	6945730422132	1
821017001200	LEDsmart-BLE-Relay-250W-DIM	94059200	90x40x30	0.08	6941408898469	1
821017003600	LEDsmart-BLE2-Relay-250W-DIM	94059200	90x40x30	0.09	6931783007594	1

Technical Specifications	
Lifetime (L70)	15,000 h
On-/Off-cycles	100,000
Dimmability	Triac
Beam angle	360°
Finishing	Frosted
Colour rendering index (CRI)	≥ 80

Electrical Supply	
Frequency	50/60 Hz
Nominal voltage	220-240 V
DC input voltage	No

Ambient Conditions	
Operating temperature	-20-+40°C
Application temperature	+25°C
Storage environment	-25-+50°C






OPPLE Lighting  
500010001900

A	▶
B	▶
C	▶
D	▶
E	▶
F	▶
G	▶

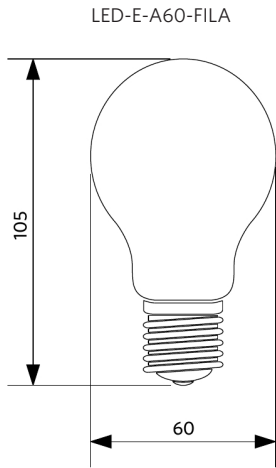
F

**5** kWh/1000h



2019/2015

## Dimensional Drawing (mm)



## Photometric Data

