



Wall enclosure with mounting plate, HxWxD=300x300x150mm

Part no. CS-33/150

Catalog No. 111648

EL-Nummer (Norway) 0002466102

Delivery program

| | | | |
|--------------------------------------|------------------|----|-----------------------------------------------------------------------------------------------------------------------------------------------------------------------------------------------------------------------------------------------------------------------------------------------------------------------------------------------------------------------------|
| Product range | | | Wall-mounting housing CS |
| Product function | | | Wall-mounting housing with mounting plate |
| Degree of Protection | | | IP66 IP23 (with ventilating plates) |
| Description | | | Foamed polyurethane sealing throughout. Impact resistance category IK09 to EN 62262. Sheet steel mounting plate Bottom plate with foamed gasket. Single door, door stop on the right, door opening angle 120° Door hinge pins with quick change technology. Standardized locking system with sash fastener. Powder coating RAL 7035 inside and outside |
| Material | | | Steel plate |
| Dimensions | | | |
| Width | | mm | 300 |
| Height | | mm | 300 |
| Depth | | mm | 150 |
| Locks | Number | | 1 |
| Hinges | Number | | 2 |
| Door profile molding | Number | | 2 |
| Flange plates | Width x Depth mm | | 112 x 232 |
| Max. F3A flanges | Number | | - |
| Mounting plates | | | |
| Height | | mm | 270 |
| Width | | mm | 250 |
| Weight | | kg | 5.2 |
| Information about equipment supplied | | | Lock, 3 mm double ward key Including M6 threaded welded studs for earth conductor connections in the door |

Technical data

General

| | | | |
|---------------------------------------------------------------------------------------|----------------|----|-------------------------------------------------------------------------------------------------------------------------------------------------------------------------------------------------------------------------|
| Standards | | | IEC/EN 62208 |
| RoHS | | | in accordance with Directive 2015/863/EU of the European Parliament and Council |
| RoHS (in accordance with Directive 2002/95/EC of the European Parliament and Council) | | | yes |
| Climatic proofing | | | Damp heat, constant, to IEC 60068-2-78; Damp heat, cyclical, to IEC 60068-2-30 |
| Ambient temperature | | °C | -25 - +40 |
| Degree of Protection | | | IP66 IP23 (with ventilating plates) |
| Installation conditions | | | Indoor installation |
| Power loss | | | |
| | | | Power loss P _v [W] for fully enclosed sheet steel enclosure CS without internal partitions for wall mounting. Example: max. ambient temperature 35°C; Overtemperature ΔT = 20 K; Relative humidity = 75%. |
| Max. heat dissipation | | | |
| Individual enclosure for wall mounting | P _v | W | 16 |
| Starting enclosure for wall mounting | P _v | W | 15 |
| Middle enclosure for wall mounting | P _v | W | 14 |

Material characteristics

| | | | |
|-------------------|--|--|------------------------------------------------------|
| Material | | | Steel plate |
| Surface treatment | | | Structured powder spray polyester based paint finish |

| | | | |
|--------------------|--|----|-----------------------|
| Surface finish | | | Semi-textured |
| Colour | | | light gray (RAL 7035) |
| Finish | | | Gloss |
| Material thickness | | mm | |
| Body | | mm | 1.2 |
| Mounting plate | | mm | 2 |
| Door | | mm | 1 |
| Bottom plate | | mm | 2 |

Material properties

| | | | |
|--------------------------------------|--|----|---------------------------------------------------------------------------------------------------------------------------------------------------------------------|
| Mechanical | | | |
| Impact resistance | | | IK09 according to EN 62262 |
| max. assembly weights | | | |
| Total of Weight of fitted components | | kg | 150 |
| Mounting plate | | kg | 125 |
| Door | | kg | 25 |
| | | | 500 kg payload, when brackets fitted in all four enclosure corners (vertically or horizontally) and the weights are symmetrically distributed within the enclosure. |

Description/standard features

| | | | |
|--------------------------------------|--------|--|--------------------------------------------------------------------------------------------------------------------------------------------------------------------------------------------------------------------------------------------------------------------------------------------------------------|
| Construction | | | Canted and seam welded, including two M6 threaded bolts for earth conductor connections inside the enclosure. |
| Back plate | | | 9 mm drilling dimensions for wall mounting |
| Side plates | | | Without apertures |
| Top plate | | | Without apertures |
| Bottom plate | | | Enclosed, foamed gasket |
| Mounting plate, material | | | Sheet steel, hot-galvanized |
| Door, Engineering | | | Including M6 threaded welded studs for earth conductor connections in the door: |
| Information about equipment supplied | | | Lock, 3 mm double ward key Including M6 threaded welded studs for earth conductor connections in the door |
| | | | If electrical apparatus is to be installed in the door, a continuous, permanent protective ground contactor connection must be established with a protective ground cable. The threaded welded studs on the door and on the cabinet side wall must be used as connecting points for the ground leads. |
| Door hinges | | | On the right, can be converted by user |
| Type Door | | | Door hinges right can be converted by user |
| door opening angle | | | 120° |
| Door interlock | | | Standard closure 3 mm double-ward key |
| Locks | Number | | 1 |

Design verification as per IEC/EN 61439

| | | | |
|-------------------------------------------------------------------------------------------------------------------------------|----------------|---|--------------------------------------------|
| Technical data for design verification | | | |
| Heat dissipation, at an ambient temperature of 35°C, delta T: 20 degrees in top of the enclosure, calculated as per IEC 60890 | | | |
| Individual enclosure for wall mounting | P _V | W | 16 |
| Starting enclosure for wall mounting | P _V | W | 15 |
| Middle enclosure for wall mounting | P _V | W | 14 |
| Heat dissipation, at an ambient temperature of 35°C, delta T: 35 degrees in top of the enclosure, calculated as per IEC 60890 | | | |
| Individual enclosure for wall mounting | P _V | W | 38 |
| Starting enclosure for wall mounting | P _V | W | 35 |
| Middle enclosure for wall mounting | P _V | W | 33 |
| IEC/EN 61439 design verification | | | |
| 10.2 Strength of materials and parts | | | |
| 10.2.2 Corrosion resistance | | | Meets the product standard's requirements. |
| 10.2.3.1 Verification of thermal stability of enclosures | | | Meets the product standard's requirements. |
| 10.2.3.2 Verification of resistance of insulating materials to normal heat | | | Meets the product standard's requirements. |
| 10.2.3.3 Verification of resistance of insulating materials to abnormal heat and fire due to internal electric effects | | | Meets the product standard's requirements. |
| 10.2.4 Resistance to ultra-violet (UV) radiation | | | Meets the product standard's requirements. |

| | | |
|----------------------------------------------------------|--|----------------------------------------------------------------------------------------------------------------------------------|
| 10.2.5 Lifting | | Does not apply to enclosures without lifting aids. |
| 10.2.6 Mechanical impact | | IK09 |
| 10.2.7 Inscriptions | | Meets the product standard's requirements. |
| 10.3 Degree of protection of ASSEMBLIES | | IP66 |
| 10.4 Clearances and creepage distances | | Is the panel builder's responsibility. |
| 10.5 Protection against electric shock | | < 0.1 Ω; meets the product standard's requirements. |
| 10.6 Incorporation of switching devices and components | | Is the panel builder's responsibility. |
| 10.7 Internal electrical circuits and connections | | Is the panel builder's responsibility. |
| 10.8 Connections for external conductors | | Is the panel builder's responsibility. |
| 10.9 Insulation properties | | |
| 10.9.2 Power-frequency electric strength | | U _i = 1000 V AC |
| 10.9.3 Impulse withstand voltage | | Does not apply to basic enclosures as defined in EN 62208. |
| 10.9.4 Testing of enclosures made of insulating material | | Does not apply to metal enclosures. |
| 10.10 Temperature rise | | The panel builder is responsible for the temperature rise calculation. Eaton will provide heat dissipation data for the devices. |
| 10.11 Short-circuit rating | | Is the panel builder's responsibility. |
| 10.12 Electromagnetic compatibility | | Is the panel builder's responsibility. |
| 10.13 Mechanical function | | Meets the product standard's requirements. |

Technical data ETIM 7.0

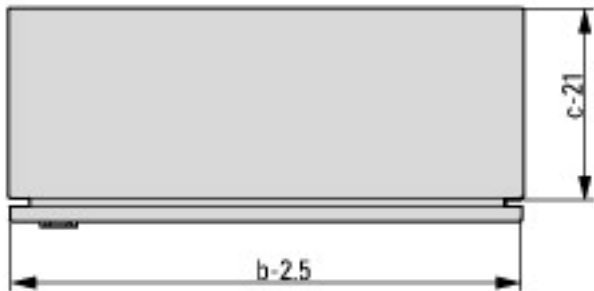
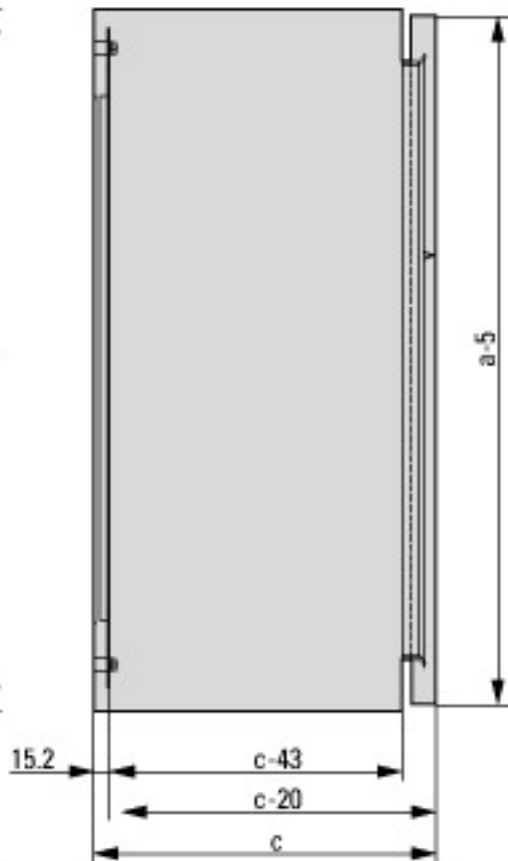
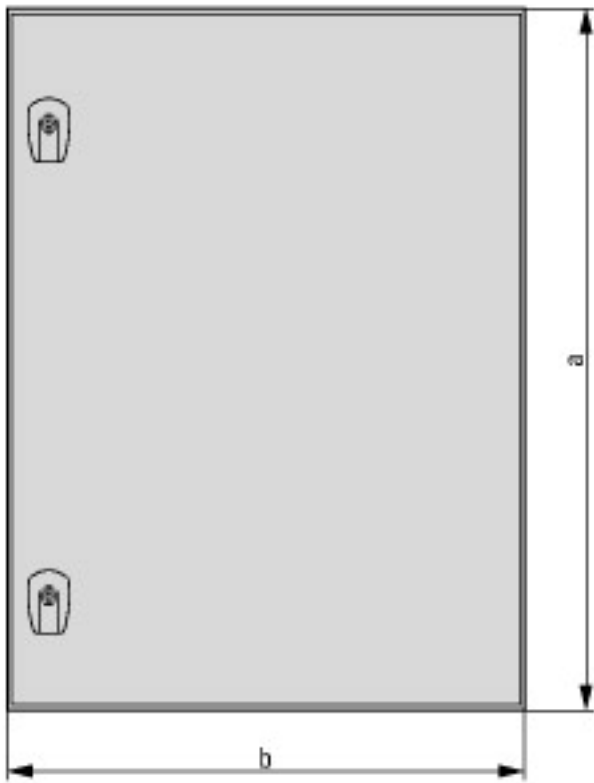
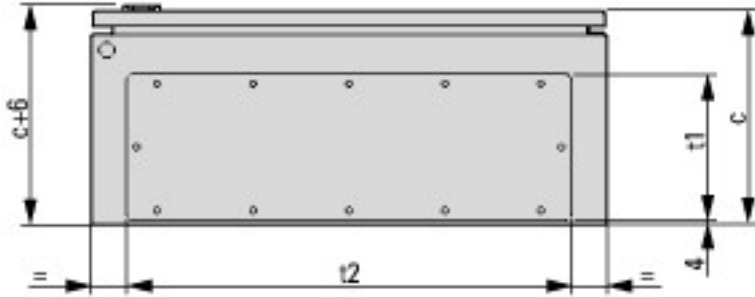
| | | |
|--------------------------------------------------------------------------------------------------------------------------------------------------------------------------------------------|----|----------------|
| Cabinet enclosures (EG000011) / Enclosure/switchgear cabinet (empty) (EC000261) | | |
| Electric engineering, automation, process control engineering / Electrical cabinet, housing, rack / Electrical cabinet (empty) / Electrical cabinet (ecl@ss10.0.1-27-18-01-01 [AGZ056016]) | | |
| Width | mm | 300 |
| Height | mm | 300 |
| Depth | mm | 150 |
| Material | | Steel |
| Material quality | | Other |
| Surface finishing | | Powder coating |
| Colour | | Grey |
| RAL-number | | 7035 |
| With mounting plate | | Yes |
| Mounting plate depth-adjustable | | No |
| Number of locks | | 1 |
| Floor installation possible | | Yes |
| Wall fastening possible | | Yes |
| Wall build in | | Yes |
| Pole fastening | | Yes |
| Tackable | | No |
| Number of doors | | 1 |
| Suitable for metrical mounting | | Yes |
| Suitable for outdoor set-up | | No |
| Pitched roof | | No |
| EMC-version | | No |
| With glazed door | | No |
| With ventilation door | | No |
| With backside door | | No |
| Impact strength | | IK09 |
| Degree of protection (IP) | | IP66 |
| Degree of protection (NEMA) | | 12 |

Approvals

| | | |
|-------------------------|--|----------------------------------------------------|
| Product Standards | | UL 508A; CSA-C22.2 No.14; IEC/EN 62208; CE marking |
| UL File No. | | E336299 |
| UL Category Control No. | | NITW |
| CSA File No. | | – |

| | |
|--------------------------------------|---------------------------------------------------------------------------------------------------------------------------------------------|
| CSA Class No. | - |
| North America Certification | Request filed for CSA |
| Conditions of Acceptability | Series CS may be provided with metal sub-panel. No back mounted components are allowed between sub-panel and the back sheet metal enclosure |
| Specially designed for North America | No |
| Suitable for | Industrial Control Panels |
| Degree of Protection | IEC: IP66, indoor; UL/CSA Types 1, 12, indoor only. |

Dimensions



$a = 300$ mm

$b = 300$ mm

$c = 150$ mm

$t1 = 112$ mm

Additional product information (links)

AWA4300-2521 CS wall-mounted sheet steel enclosures with mounting plate

AWA4300-2521 CS wall-mounted sheet steel enclosures with mounting plate

https://es-assets.eaton.com/DOCUMENTATION/AWA_INSTRUCTIONS/25210414.pdf