


## Информационен лист | Номер на артикул: 209-190

Сепаратор за Ех е/Ех і приложения; 3 mm дебелина; 90 mm ширина; оранжев

<https://www.wago.com/209-190>



Цвят: ■ оранжев

### Physical data

Width	3 mm / 0.118 inch
Height	90 mm / 3.543 inch
Depth from upper-edge of DIN-rail	52 mm / 2.047 inch

### Material data

Note (material data)	<a href="#">Information on material data can be found here</a>
Color	оранжев
Flammability class per UL94	V0
Fire load	0.296 MJ
Weight	9.5 g

### Commercial data

Product Group	2 (Terminal Block Accessories)
eCl@ss 10.0	27-14-11-33
eCl@ss 9.0	27-14-11-33
ETIM 7.0	EC000886
ETIM 6.0	EC000886
PU (SPU)	50 (25) Stück
Packaging type	Box
Country of origin VKOrg Germany	DE
GTIN	4017332241311
Customs tariff number VKOrg Germany	85389099990

## Изтегляния

## Documentation

## Additional Information

Technical Section	pdf 2142.18 KB	<a href="#">↓</a>
-------------------	-------------------	-------------------

## Bid Text

209-190	19.02.2019	xml 2.52 KB	<a href="#">↓</a>
209-190	04.01.2018	doc 23.50 KB	<a href="#">↓</a>

## CAD/CAE-Data

## CAD data


2D/3D Models 209-190	<a href="#">↓</a>
----------------------	-------------------

## CAE data

EPLAN Data Portal 209-190	<a href="#">↓</a>
WSCAD Universe 209-190	<a href="#">↓</a>
ZUKEN Portal 209-190	<a href="#">↓</a>

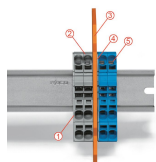
## Бележки за инсталиране

## Ex application



Separator plate for Ex e/Ex i applications  
According to EN 50020, a minimum distance of 50 mm must be kept between live parts of Ex e and Ex i circuits. The use of Ex e/Ex i separators is a space-saving solution when Ex e and Ex i terminal blocks are mounted on a common DIN-rail.  
For 279 ... 282 Series:  
209-190 for 2-conductor terminal blocks  
209-191 for 2-, 3-, 4-conductor terminal blocks

## Ex application



A separator plate is located between the Ex e II and Ex i terminal strip.

End plate  
Ex e II terminal blocks  
Separator plate for Ex e/Ex i applications  
End plate  
Ex i terminal blocks

According to EN 50020, a minimum distance of 50 mm must be kept between live parts of Ex e and Ex i circuits. The use of Ex e/Ex i separators is a space-saving solution when Ex e and Ex i terminal blocks are mounted on a common DIN-rail.

## Security



Ex e II/Ex i terminal strip

Note:

The movable feet of terminal blocks and separator plates must face the same direction.