General information / Informații generale / Informazioni generali

Code	Finishing	Power	Input voltage	Length (mm)	LED flux	System flux	CCT	Weight
NE01R	BK	-	24V DC	2500 mm	-	-	-	0,66 kg
NE01S	BK	-	24V DC	2500 mm	-	-	-	0,49 kg
NE01REAC	BK	-	24V DC	-	-	-	-	0,03 kg
NE01RIAC	BK	-	24V DC	-	-	-	-	0,03 kg
NE01RC90	BK	-	24V DC	-	-	-	-	0,03 kg
NE01SEAC	BK	-	24V DC	-	-	-	-	0,03 kg
NE01SIAC	BK	-	24V DC	-	-	-	-	0,03 kg
NE01SC90	BK	-	24V DC	-	-	-	-	0,03 kg
NE01PC	BK	-	24V DC	-	-	-	-	0,01 kg
NE01LC	BK	-	24V DC	-	-	-	-	0,01 kg
NE01EC	BK	-	-	-	-	-	-	0,005 kg
NE01CV	Opal	-	-	1500 mm	-	-	-	0,10 kg
NE02CV	BK	-	-	1500 mm	-	-	-	0,10 kg
NE01SC	BK	-	24V DC	-	-	-	-	0,01 kg
NE01WW BK	BK	5,3W	24V DC	-	445 lm	221 lm	3000K	0,12 kg
NE01WW MWH	MWH	5,3W	24V DC	-	445 lm	221 lm	3000K	0,12 kg
NE01WW SGD	SGD	5,3W	24V DC	-	445 lm	221 lm	3000K	0,12 kg
NE02WW BK	BK	10,8W	24V DC	-	913 lm	498 lm	3000K	0,20 kg
NE02WW MWH	MWH	10,8W	24V DC	-	913 lm	498 lm	3000K	0,20 kg
NE02WW SGD	SGD	10,8W	24V DC	-	913 lm	498 lm	3000K	0,20 kg
NE03WW BK	BK	6,3W	24V DC	-	600 lm	421 lm	3000K	0,12 kg
NE03WW MWH	SGD	6,3W	24V DC	-	600 lm	421 lm	3000K	0,12 kg
NE03WW SGD	BK	6,3W	24V DC	-	600 lm	421 lm	3000K	0,12 kg
NE04WW BK	MWH	9,6W	24V DC	-	800 lm	569 lm	3000K-	0,18 kg
NE04WW MWH	BK	9,6W	24V DC	-	800 lm	569 l;m	3000K	0,18 kg
NE04WW SGD	MWH	9,6W	24V DC	-	800 lm	569 lm	3000K	0,18 kg
NE05WW BK	SGD	6,3W	24V DC	-	598 lm	441 lm	3000K	0,32 kg
NE05WW MWH	BK	6,3W	24V DC	-	598 lm	441 lm	3000K	0,32 kg
NE05WW SGD	MWH	6,3W	24V DC	-	598 lm	441 lm	3000K	0,32 kg

LED type	SMD 2835
Driver:	Excluded
CRI:	90
Optics:	Large
Working ambient temperature:	-20 ÷ +40 °C

LED type	COB
Driver:	Excluded
CRI:	90
Optics:	32°/25°/32°
Working ambient temperature:	-20 ÷ +40 °C

EN

System of recessed and surface profiles, with internal circuits at 24V DC, used to assemble continuous structures.
The profiles are in extruded aluminum, electrostatically painted (liquid) in black. The recessed profiles are installed in plasterboard dropped ceiling or walls, trimless.
Mechanical and electrical connections at 90° in the same or different planes are possible for both versions, recessed or surface.
This lighting system can be fitted with linear light fittings, horizontally adjustable, equipped with SMD LEDs, with adjustable mini projectors and decorative suspension luminaires, as well as with other accessories for installation and electrical connection. Along the profiles, in areas where the luminaires are not installed, portions of COB LED strips can be mounted. These areas can be covered with a satin polycarbonate diffuser, ordered separately as an accessory.
The light fittings from this system are mounted mechanically on the entire length of the profile by means of two locking screws.

Range of applications

General or local lighting in offices, reception areas, conference rooms or public working spaces. Individual mounting or in continuous light structures. Domestic lighting.

IMPORTANT!

Maximum allowed power for a single power supply point is 180W.
The allowed maximum length for a continuous system with a single power supply is 5m.
The light fittings from XNEO family, installed in recessed or surface profiles can be dimmed by the following methods:
- using TRIAC dimmable drivers, constant voltage, ATD24.50 and ATD24.100, ATD24.100IP67 and ATD24.200IP67, together with the PR350 dimmer.
- by means of the wireless constant voltage dimmer basicDIM Wireless PWM CV 4CH, TRIDONIC, with four output channels intercalated between the constant voltage driver and the load and controlled by the TRIDONIC/CASAMBI system protocol. The light intensity is adjusted by the PWM method (Pulse Width Modulation).
- also using the TRIDONIC basicDIM Wireless Passive Module G2 wireless controller, DALI system, for DALI drivers (with or without integrated DALI source), in TRIDONIC/CASAMBI protocol.
- with the help of basicDIM Wireless G2, the DALI controller with integrated DALI source, for DALI drivers and the TRIDONIC/CASAMBI integrated system.
- using any other control system for constant voltage adjustable drivers, 24V DC.
- regardless of the mode of adjustment, the variation of the light intensity is performed in simultaneously for all the luminaires connected to the same point of power supply (driver).

RO

Sistem de profile încastrate și aparente, cu circuite interne la 24V DC, pentru realizarea de structuri continue.
Profilele sunt fabricate din aluminiu extrudat, vopsite negru în câmp electrostatic (lichid).
Cele încastrate se instalează în tavane sau pereți de gipscarton, fără margini de încastrare vizibile.
Sunt disponibile pentru ambele versiuni, încastrată sau aparentă, elemente pentru conexiunile mecanice și electrice la 90°, în același plan sau în plane diferite.
Acest sistem de iluminat este posibil să fie utilizat împreună cu corpuri de iluminat liniare orientabile pe orizontală, echipate cu LED-uri SMD, mini proiectoare orientabile și corpuri de iluminat decorative suspendate, precum și cu alte accesorii de instalare și de realizare a conexiunilor. În lungul profilelor, în zonele în care nu sunt instalate corpuri de iluminat, se pot monta porțiuni de bandă cu LED-uri COB, care se acoperă cu un dispersor satinat din policarbonat, comandat separat ca accesoriu.
Corpurile de iluminat ale acestui sistem se instalează mecanic, pe toată lungimea profilului, prin intermediul a două șuruburi cu blocare.

Aplicații

Iluminatul general sau local în birouri, zone de recepție, săli de conferințe sau spații de lucru cu publicul. Montaj individual sau în structuri luminoase continue. Iluminatul domestic.

IMPORTANT!

Puterea maximă admisă pentru o singură alimentare este de 180W.
Lungimea maximă admisă pentru un sistem cu o singură alimentare este de 5m.
Corpurilor de iluminat din familia XNEO, instalate în profilele încastrate sau aparente le poate fi reglat fluxul luminos prin următoarele metode:
- utilizând alimentatoarele dimabile TRIAC, la tensiune constantă, ATD24.50 și ATD24.100, ATD24.100IP67 și ATD24.200IP67, împreună cu cu elementul de reglaj PR350.
- prin intermediul dimmer-ului wireless la tensiune constantă basicDIM Wireless PWM CV 4CH, TRIDONIC, cu patru canale de ieșire, intercalat între alimentatorul la tensiune constantă și sarcină și controlat prin protocolul sistemului TRIDONIC/CASAMBI. Reglajul intensității luminoase se realizează prin metota PWM (Pulse Width Modulation, variația lățimii pulsului de alimentare).
- utilizând de asemenea regulatorul wireless basicDIM Wireless Passive Module G2, TRIDONIC, în sistem DALI, pentru alimentatoare DALI (cu sau fără sursă DALI integrată), în protocol TRIDONIC/CASAMBI.
- cu ajutorul basicDIM Wireless G2, regulatorul DALI cu sursă DALI integrată, pentru alimentatoare DALI și sistemul integrat TRIDONIC/CASAMBI.
- utilizând orice alt sistem de reglaj pentru alimentatoare reglabile la tensiune constantă, 24V DC.
- indiferent de modalitatea de reglare, variația intensității luminoase se realizează simultan pentru toate corpurile de iluminat conectate la un punct de alimentare (alimentator) comun.

IT

Sistema di profili da incasso o da superficie, equipaggiati con circuiti interni a 48V DC, per la creazione di strutture continue.
I profili sono in alluminio estruso, verniciati nero in campo elettrostatico liquido.
Quelli da incasso si installano in controsoffitti o pareti in cartongesso, a filo senza rivestimento del bordo del profilo (trimless).
Sono disponibili per entrambe le versioni ad incasso o da superficie, elementi per connessioni meccaniche ed elettriche a 90°, sullo stesso piano o su piani diversi.
Questo sistema di illuminazione può essere utilizzato in combinazione con apparecchi lineari regolabili orizzontalmente, equipaggiati con LED SMD, mini proiettori orientabili e sospensioni decorativi e con altri accessori per installazione e conessione. Lungo i profili, nelle aree senza apparecchi, possono essere montate porzioni di strip LED COB, che sono coperte da un diffusore in policarbonato satinato, da ordinare separatamente come accessorio.
Gli apparecchi di questo sistema sono installati meccanicamente lungo il profilo, mediante due viti con bloccaggio.

Campi di applicazione

Illuminazione generale o locale di uffici, zone di ricezione, sale conferenza o spazi pubblici. Installazione singola o in strutture luminose continue. Illuminazione domestica.

IMPORTANTE!

Potenza massima consentita per una singola alimentazione è da 180W.
Lunghezza massima consentita per un sistema con una singola alimentazione è da 5m.
Gli apparecchi illuminanti della famiglia XNEO, installati in profili da incasso o da superficie, possono essere regolati nei seguenti modi:
- utilizzando alimentatori dimmerabili TRIAC, a tensione costante, ATD24.50 e ATD24.100, ATD24.100IP67 e ATD24.200IP67, insieme al dimmer PR350.
- Mediante il dimmer wireless a tensione costante basicDIM Wireless PWM CV 4CH, TRIDONIC, con quattro canali di uscita, intercalato tra l'alimentatore a tensione costante e il carico e controllato dal protocollo di sistema TRIDONIC/CASAMBI. L'intensità della luce è regolata dal metodo PWM (Pulse Width Modulation).
- anche utilizzando il controller wireless TRIDONIC basicDIM Wireless Passive Module G2, sistema DALI, per alimentatori DALI (con o senza sorgente DALI integrata), in protocollo TRIDONIC/CASAMBI.
- con l'ausilio di basicDIM Wireless G2, il controller DALI con sorgente DALI integrata, per alimentatori DALI e il sistema integrato TRIDONIC/CASAMBI.
- utilizzando altri sistema di controllo per alimentatori regolabili a tensione costante, 24V DC.
- indiferente dalla modalità di regolazione, la variazione dell'intensità luminosa viene eseguita in simultanea per tutti gli apparecchi collegati allo stesso punto di alimentazione (alimentatore).

RECESSED PROFILE

BK

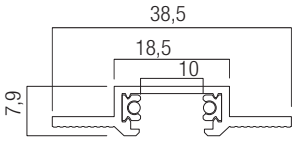

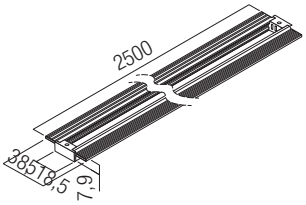

Code	Finishing	Input voltage	Length	Weight
NE01R	BK	24V DC	2500 mm	0,66 kg

SURFACE PROFILE

BK

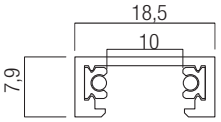

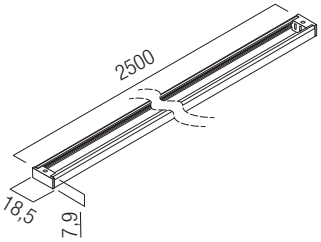

Code	Finishing	Input voltage	Length	Weight
NE01S	BK	24V DC	2500 mm	0,49 kg

ARELUX S.R.L.
Alexei Tolstoi street no. 12,
600093 Bacau, ROMANIA

CASAMBI by TRIDONIC

5 YEARS warranty

xneo system
NE01R, NE01REAC, NE01RIAC, NE01RC90, NE01S, NE01SEAC, NE01SIAC, NE01SC90, NE01PC, NE01CV, NE02CV, NE01SC, NE01WW BK/MWH/SGD, NE02WW BK/MWH/SGD, NE03WW BK/MWH/SGD, NE04WW BK/MWH/SGD, NE05WW BK/MWH/SGD

RECESSED EXTERNAL ANGLE CONNECTOR

BK

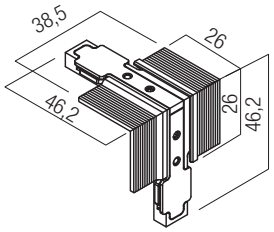

Code	Finishing	Input voltage	Weight
NE01REAC	BK	24V DC	0,03 kg

RECESSED INTERNAL ANGLE CONNECTOR

BK

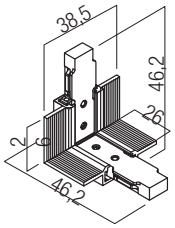

Code	Finishing	Input voltage	Weight
NE01RIAC	BK	24V DC	0,03 kg

RECESSED 90° ANGLE CONNECTOR

BK

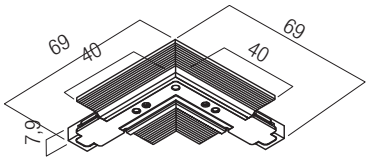

Code	Finishing	Input voltage	Weight
NE01RC90	BK	24V DC	0,3 kg

SURFACE EXTERNAL ANGLE CONNECTOR

BK

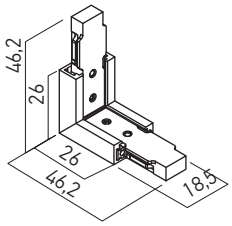

Code	Finishing	Input voltage	Weight
NE01SEAC	BK	24V DC	0,3 kg

SURFACE INTERNAL ANGLE CONNECTOR

BK

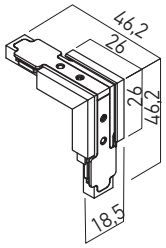

Code	Finishing	Input voltage	Weight
NE01SIAC	BK	24V DC	0,3 kg

SURFACE 90° ANGLE CONNECTOR

BK

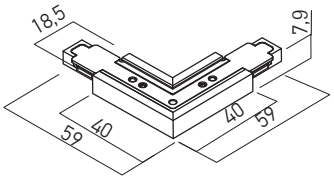

Code	Finishing	Input voltage	Weight
NE01SC90	BK	24V DC	0,3 kg

POWER SUPPLY AND LINEAR CONNECTION ELEMENT

BK

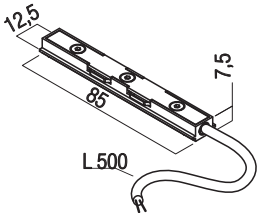

Code	Finishing	Input voltage	Weight
NE01PC	BK	24V DC	0,01 kg

LINEAR CONNECTION ELEMENT

BK

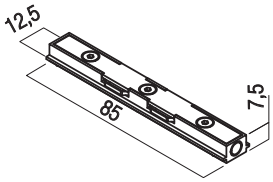

Code	Finishing	Input voltage	Weight
NE01LC	BK	24V DC	0,01 kg

END CAP

BK

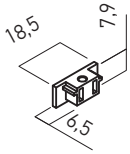

Code	Finishing	Weight
NE01EC	BK	0,0105kg

MONOPOLAR CONNECTOR FOR LED STRIP

BK

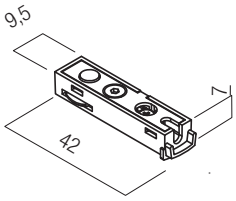

Code	Finishing	voltage	Weight
NE01SC	BK	24V DC	0,01 kg

DIFFUSER COVER

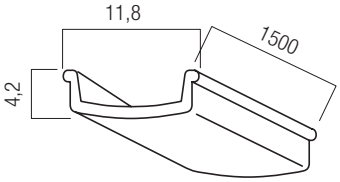

Code	Finishing	Lenght
NE01CV	Opal	1500mm

FRONT COVER

BK

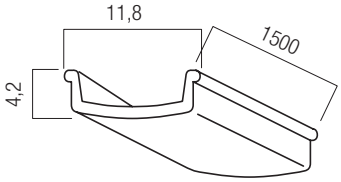

Code	Finishing	Lenght
NE02CV	BK	1500mm

ADJUSTABLE LINEAR LIGHT FITTINGS

BK SGD MWH

NE01

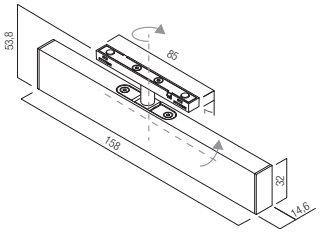

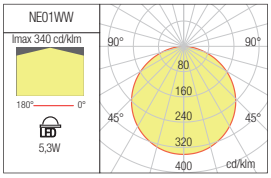

NE02

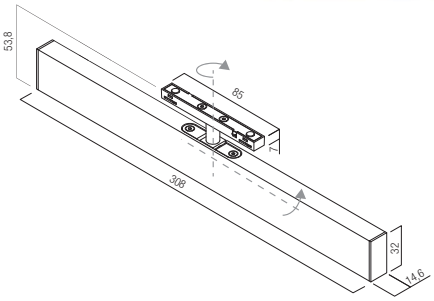

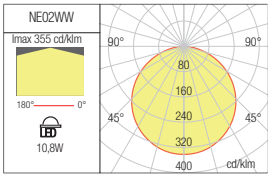

ADJUSTABLE MINI PROJECTORS

BK SGD MWH

NE03

UGR<13

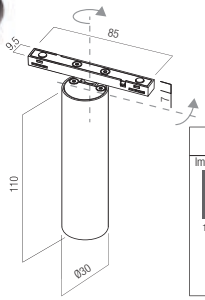

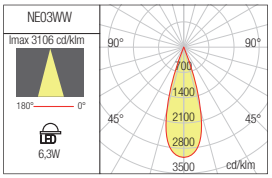

NE04

UGR<16

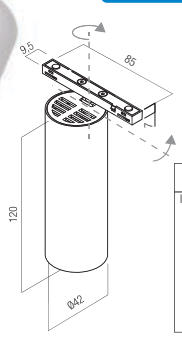

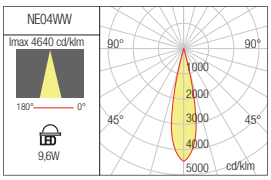

DECORATIVE SUSPENDED LIGHT FITTINGS

BK SGD MWH

NE05

UGR<13

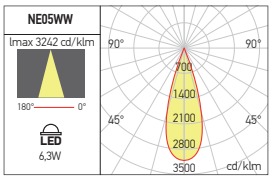

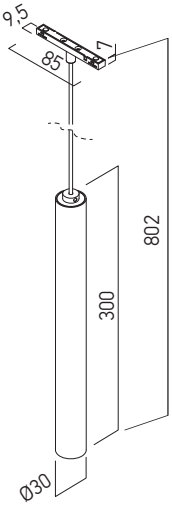

STANDARDS
EN 60598-1:2015 + A1:2018,
EN 60598-2-1:2020,
EN 60598-2-2:2012,
EN 62493:2015, EN 62471:2008,
EN 62031:2008 + A1:2013 + A2:2015,
EN 60529:1992 + A2:2013,
EN 55015:2019 + A11:2020,
EN 61000-3-2:2019,
EN 61000-3-3:2013 + A1:2019,
EN 61547:2009

ErP and ecodesign data / Date ErP şi ecodesig / Dati Erp ed ecodesign

	NE01WW	NE02WW	NE03WW	NE04WW	NE05WW
Lighting technology used:	LED	LED	LED	LED	LED
Directional or non-directional:	NDLS	NDLS	DLS	DLS	DLS
Mains or non-mains:	NMLS	NMLS	NMLS	NMLS	NMLS
CLS:	No	No	No	No	No
Color tunable light source:	No	No	No	No	No
Anti-glare shield:	No	No	No	No	No
Dimmable:	No	No	No	No	No
Energy consumption (kWh/1000h):	5,3 kWh/1000h	10,8 kWh/1000h	6,3 kWh/1000h	9,6 kWh/1000h	6,3 kWh/1000h
Energy efficiency class:	G	G	F	F	F
Useful luminous flux (Øuse) (lm):	445 lm	913 lm	600 lm	800 lm	598 lm
Correlated color temperature (K):	3000K	3000K	3000K	3000K	3000K
On-mode power (Pon) (W):	5,3W	10,8W	6,5W	9,3W	6,3W
Standby power (Psb):	-	-	-	-	-
Networked standby power (Pnet) (W):	-	-	-	-	-
Outer dimensions (HxWxL, HxØ) (mm):	32x9,5x158 (mm)	32x9,5x308 (mm)	110x30 (mm)	120x40 (mm)	300x30 (mm)
CRI:	90	90	90	90	90
Chromaticity coordinates (x and y):	x=0.4440; y=0.4098	x=0.4440; y=0.4098	x=0.4440; y=0.4098	x=0.4440; y=0.4098	x=0.4440; y=0.4098
Peak luminous intensity (cd):	-	-	1314 cd	2665 cd	1435 cd
Beam angle in degrees:	Large	Large	32°	25°	32°
R9 color rendering index:	12	12	50	50	12
Survival factor:	90%	90%	90%	90%	90%
Lumen maintenance factor:	96%	96%	96%	96%	96%
Displacement factor (cosφ1):	-	-	-	-	-
McAdam ellipses:	3	3	3	3	3
Flicker metric (Pst LM):	≤1	≤1	≤1	≤1	≤1
Stroboscopic effect metric (SVM):	≤0.4	≤0.4	≤0.4	≤0.4	≤0.4
Ponmax:	5,53W	9,68W	9,02W	11,42W	9W

XNEO OVERVIEW

RECOMMENDED CV DRIVERS

AT24 SERIE

ATN24 SERIE

ATS SERIE

ATD24 SERIE