



Linear Basic

- Modern Linear Basic luminaire featuring a clean and minimal design
- Versions with integrated CCT-switch for color selection (3000K-4000K) available
- Driver with integrated Power Switch
- DC compatibility makes it suitable for use with central emergency lighting systems



Specifications

Item Code	Item Description	Equivalent to (W)	Power (W)	Lumen (lm)	Efficacy (lm/W)	CCT (K)	Net Weight (kg/pc)
On-Off/CCT-Switch/Motion Detection							
552000000300	LEDLinear-B L06-12/20W-830/840-MD	TL 2x18W	12 - 20	1440 - 2400	120	3K/4K	1.1

Packaging information

Item			Box			
Item Code	Item Description	EU HS Code	Dimensions (mm) (LxWxH)	Gross Weight (kg/pc)	EAN	pc/box
552000000300	LEDLinear-B L06-12/20W-830/840-MD	94054239	625x168x68	1.27	6937209622914	1

Technical Specifications

Lifetime (L70)	70,000 h
Lifetime (L80)	50,000 h
On-/Off-cycles	100,000
Dimmability	Sensor controlled (MD)
CCT (K)	3,000 - 4,000 K
Beam angle	120 °
Finishing	White RAL9003
RAL-Number	9003
Colour rendering index (CRI)	> 80
Impact strength (IK)	IK06
Protection class	I
Risk group (EN 62471)	RG1
With control gear	True
Power factor	≥ 0.9

Electrical Supply

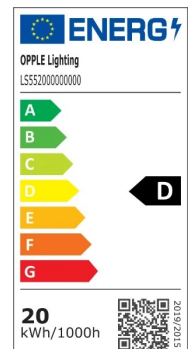
Frequency	50 - 60 Hz
Nominal voltage	220 - 240 V
DC input voltage	See catalogue appendix Connection Specifications

Mechanical Properties

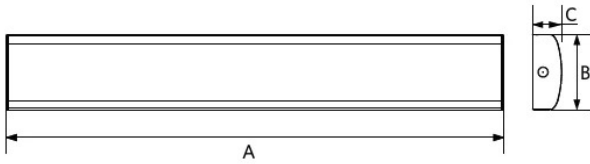
Housing material	Plastic
Optical material	Polycarbonate

Ambient Conditions

Operating temperature (MD)	-20 - 40 °C
Application temperature	25 °C

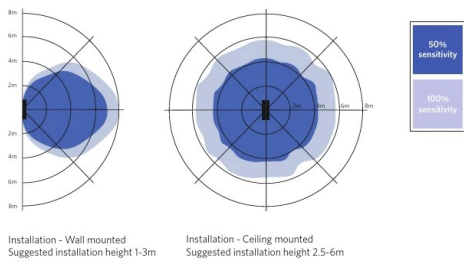


Dimensional Drawing (mm)



Type	A	B	C
L06	610	160	62,3
L12	1200	160	62,3
L15	1500	160	62,3

Motion Sensors



Photometric Data

