




## Highbay Performer G6

- High quality LED Highbay solution with improved ultra slim design
- Equipped with breather to prevent condensation
- Equipped with IP68 connector
- Perfect for gymnasiums and sports facilities



## Specifications

Item Code	Item Description	Equivalent to (W)	Power (W)	Lumen (lm)	Efficacy (lm/W)	CCT (K)	Beam angle	Net Weight (kg/pc)
<b>UGR &lt; 19 combined with Reflector accessory</b>								
545006014000	LEDHighbay-P6 185W-BLE2-840-W	HID 600W	185	33300	180	4000	70°	3.28

## Accessories



545001123300  
LEDHighbay-P6 Reflector  
D390



545098011700  
LEDHighbay-P6 Bracket



545098011600  
LEDHighbay-P6 Pole

## Packaging information

Item			Box			
Item Code	Item Description	EU HS Code	Dimensions (mm) (LxWxH)	Gross Weight (kg/pc)	EAN	pc/box
545006014000	LEDHighbay-P6 185W-BLE2-840-W	94051190	426x426x131	4.18	6937209605665	1
543098021900	LEDFixture-IP68-Connector-Kit-3	39174000	265x245x205	0.08	6941497708991	1
545001123300	LEDHighbay-P6 Reflector D390	94059900	563x563x230	10.00	6941491748887	1
545098011700	LEDHighbay-P6 Bracket	94051190	363x363x65	0.30	6941491748931	1
545098011600	LEDHighbay-P6 Pole	94059900	144x144x47	0.11	6941491748924	1

### Technical Specifications

Lifetime (L70)	100,000 h
Lifetime (L80)	70,000 h
Lifetime (L90)	50,000 h
On-/Off-cycles	100,000
Colour consistency (SDCM)	5
Dimmability	BLE2
Finishing	Grey Pantone 417U
Colour rendering index (CRI)	> 80
Ingress Protection (IP)	IP66
Impact strength (IK)	IK08
Protection class	I
Risk group (EN 62471)	RG1
With control gear	True
Glow wire test	850 °C
Driver failure rate (at 5,000 hrs)	≤ 1 %
Power factor	≥ 0.95
Surge protection (kV)	4 kV

### Electrical Supply

Frequency	50 - 60 Hz
Nominal voltage	220 - 240 V
DC input voltage	See catalogue appendix
	Connection Specifications
230V Cable length	1 m
[Connectable conductor cross section]	1.5

### Mechanical Properties

Housing material	Aluminium
Optical material	Polycarbonate
Cover material	Polycarbonate

### Ambient Conditions

Operating temperature	-30 - 50 °C
Application temperature	25 °C
Storage environment	-30 - 60 °C



**ENERGY**  
 OPPLÉ Lighting  
 LS113018515

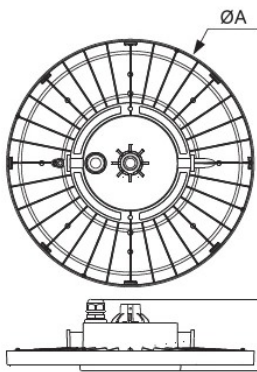
A B C D E F G

**B**

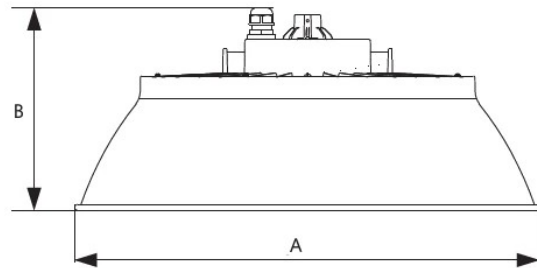
**185**  
 kWh/1000h

2025/02/15

## Dimensional Drawing (mm)



Type	A	B
70W	336	97
95W	336	97
100W	390	97
130W	390	97
170W	390	97
185W	390	97
200W	390	97



Type	A	B
Reflector Rd336	474	205
Reflector Rd390	550	228

# Photometric Data

